

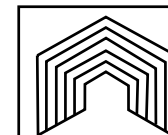
Standard Technical Data for the Horizontal Sliding Mezzanine Gate

1. Mezzanine Gate Operation to be one of the following;
 - a. Manual.
 - b. Electric; Electric drive system, 115 VAC, (24 VDC Secondary), 60 HZ, 1/3 HP. Operator control panel includes timer-to-close capability, obstruction sensing and one (1) three-button (Open-Stop-Close) control panel mounted push button station, and one (1) remotely located wall mount secondary 3-button push button. Includes Amber color WARNING strobe light, activates when gate is in operation.
2. Mounting Location on mezzanine to be one of the following;
 - a. Deck Mount
 - b. Face Mount
3. Gate Section; to be factory welded frame work with horizontal top rail. Includes mid-rail, 4" high toe board, 42" overall height, and vertical members not to exceed 8' on center. Gate shall meet or exceed Federal OSHA standard for standard railings at the time of manufacture relative to dimensions and loading. To be fabricated from one of the following;
 - a. Mild Steel
 - b. 304-2b Stainless Steel
 - c. 316L Stainless Steel
4. Rollers to be minimum 2-5/8" diameter, concealed within toe board. Rollers to be non-corrosive.
5. Slide Direction; slide left or slide right (determined which way gate will slide open when looking up at it from the ground floor).
6. Track, guides, brackets and mounts to be furnished in accordance with dimensional requirement of gate in lengths and sizes appropriate for handling and shipping.
5. Finish to be;
 - a. Mild steel mezzanine gates; exposed surfaces to be Powder Coat Safety Yellow. Hardware/fasteners to be zinc plated.
 - b. Stainless steel mezzanine gates (304-2b or 316L); mill finish, acid washed. Interfering welds ground smooth, not polished. Hardware/fasteners to be stainless steel.
6. Warranty to be One (1) Year from date of shipment, finish excluded.
7. Available Options:
 - a. Remote controls; gate systems with electric controls only.
 - b. Photoeyes; gate systems with electrical controls only
 - c. Pull cord switch; gate systems with electric or pneumatic controls only.

Exclusions:

1. All electrical wiring or airline piping to and between all components by others.
2. Structural Review of mezzanine to accept loading and anchor design by others.

NAME	ADDRESS	PHONE
COMPANY	CITY, ST, ZIP	EMAIL



Edge Fall Protection, LLC
www.EDGEfallprotection.com
TF/F: 844-314-1374
Info@edgefallprotection.com

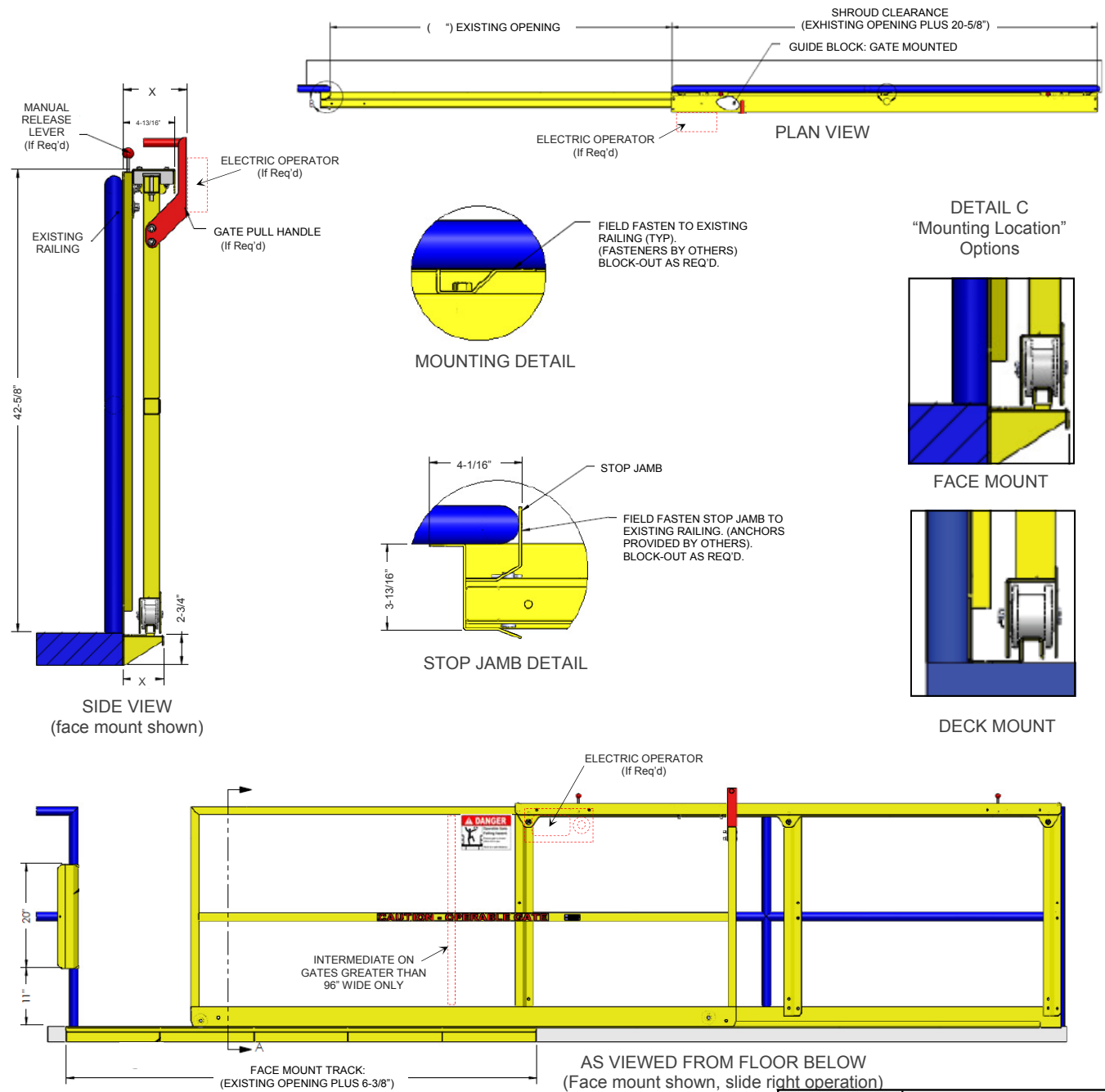
CUT-SHEET: HORIZONTAL MEZZANINE GATE; MODEL MGH

Quantity: _____

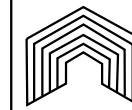
<input checked="" type="checkbox"/>	ID	Operation¹
	M	Manual
	E	Electric
<input checked="" type="checkbox"/>	ID	Mounting Location (See Detail C)
	D	Deck Mount
	F	Face Mount
<input checked="" type="checkbox"/>	ID	Material/Finish
	M	Mild Steel (Powder Coat Safety Yellow)
	S	304 Stainless Steel (Unfinished/Mill)
	L	316L Stainless Steel (Unfinished/Mill)
<input checked="" type="checkbox"/>	Slide Direction (As viewed from floor below)	
	L	Left
	R	Right
<input checked="" type="checkbox"/>	ID	Nominal Opening Width
	048	4' (48")
	072	6' (72") - STOCK SIZE ²
	096	8' (96") - STOCK SIZE ²
	120	10' (120")
	144	12' (144")
	168	14' (168")
	192	16' (192")
	###	Custom _____ (inches)
<input checked="" type="checkbox"/>	ID	OPTIONS¹ (Electric Controls Only)
	511322	Radio Control Kit; Keypad
	502918	Add'l Transmitter; Keypad Qty: _____
	501715	Switch; Ceiling Pull Cord
	511756	Photoeye Kit (Electric)

NOTES:

- ¹ See product Technical Data for details.
- ² Stock Gates are Mild Steel with Powder Coat Yellow Finish.



NAME	ADDRESS	PHONE
COMPANY	CITY, ST, ZIP	EMAIL



Edge Fall Protection, LLC
 www.EDGEfallprotection.com
 TF/F: 844-314-1374
 Info@edgefallprotection.com