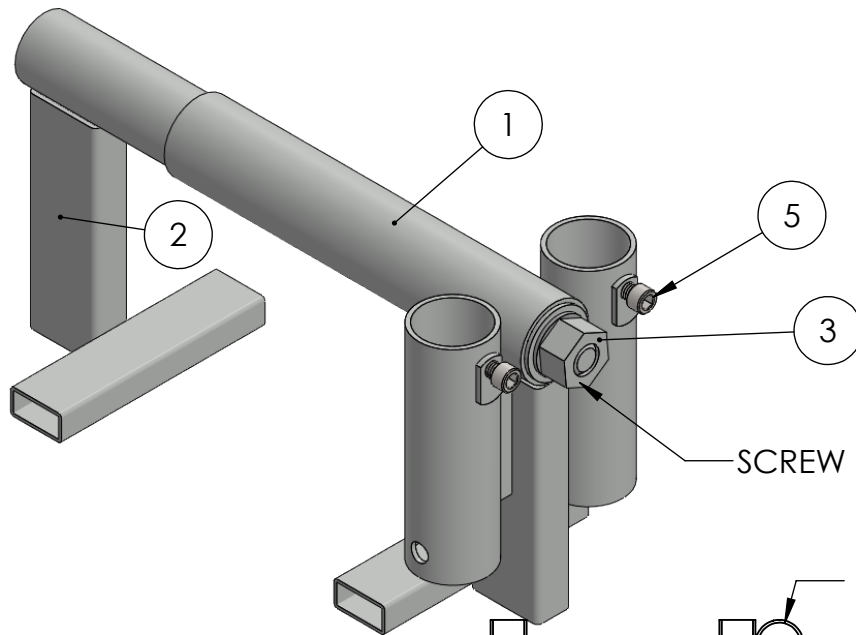
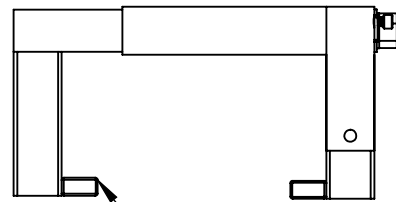
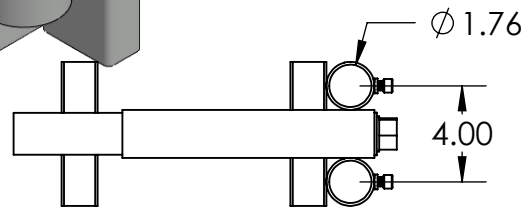


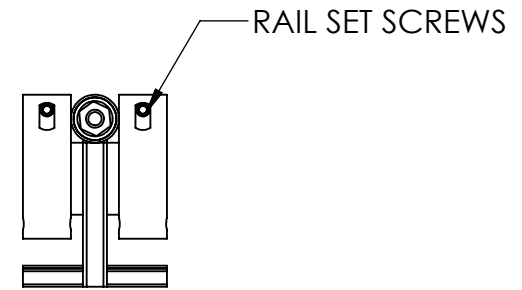
ITEM NO.	PART NUMBER	DESCRIPTION	QTY.
1	400473	PC 12 WELD 1	1
2	400474	PC 12 WELD 2	1
3	400475	PC 12 WELD 3	1
4	100025	SAE FLAT WASHER 3/4"	1
5	100066	SHCS 3/8-16 X .5" Z	2



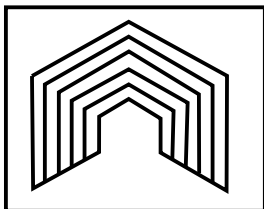
SCREW REQUIRES 1.25" SOCKET OR WRENCH



1/16" NEOPRENE HERE TYP



WT: 17LBS



Edge Fall Protection, LLC  
[www.EDGEfallprotection.com](http://www.EDGEfallprotection.com)  
 TF/F: 844-314-1374  
[Info@edgefallprotection.com](mailto:Info@edgefallprotection.com)

TITLE: PARAPET CLAMP 12		
SIZE <b>A</b>	DWG. NO. <b>400471</b>	REV <b>A</b>
SCALE: 1:8	WEIGHT:	SHEET 1 OF 1

5

4

3

2

1