




# Rigid Rail Fall Arrest

## Standard Product Offerings



### Ceiling Mounted Monorail Systems

- Offers mobility along a single axis for applications when workers need to travel in a straight line
- Curved track sections available
- Variety of hanger options available to accommodate various roof structures
- Dual bypassing track available for increased productivity and ease of mobility
- Unlimited monorail lengths with up to 50'\* between supports



### Bridge Systems

- Provides maximum coverage within a rectangular coverage area
- Ceiling Mounted or Free Standing Designs
- Lightweight aluminum bridge follows the worker, remaining directly overhead
- Multiple bridges can accommodate several workers when properly zoned
- Unlimited runway lengths, with up to 30' bridge spans



### Swing Arm Systems

- Provides circular or semi-circular fall protection with a compact footprint
- Versatile and adaptable, the swing arm can be positioned over the work space when needed and moved out of the way when not in use
- Wall Mounted, Column Mounted or Free Standing Designs
- Multi-position friction brake or motorized rotation available
- Standard arm lengths from 8' to 30', custom spans available upon request



### Fold Away Systems

- Deploy as needed, then fold away when done; maintaining productivity without compromising safety
- Perfect solution for work cells requiring access to overhead cranes, when floor space is limited or when infrequent fall protection is necessary
- Wall Mounted, Column Mounted, or Free Standing Designs
- Multi-position friction brake or motorized rotation available
- Unlimited lengths with up to 50'\* between supports and arm lengths up to 30'



### Free Standing Monorail Systems

- Provides free standing support when building structure is inadequate for ceiling mounted applications or when existing structures are not available
- Cantilevered Design allows for fewer support columns and accommodates headroom constraints
- Goal Post Design can be floor mounted, reducing the need for costly foundations
- Standard support centers from 7' to 35', up to 50'\* custom designed, arm lengths up to 30', and heights optimized per application

\* Dual trussed track only

## Why Choose Tether Track™?

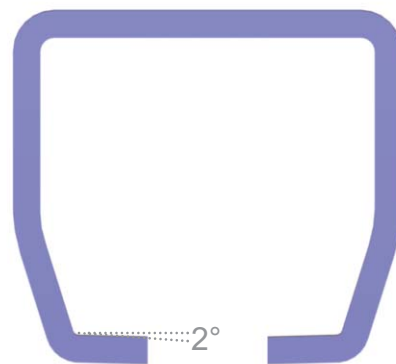

Since 1977, Gorbel has specialized in material handling, earning a reputation for providing customers with the highest quality products; built to increase productivity, improve safety and offer industry leading performance. Building on a heritage in overhead handling, Gorbel entered fall protection, utilizing rigid rail for fall arrest applications.

Gorbel Tether Track™ Rigid Rail Fall Arrest Systems provide a reliable and cost-effective solution for reducing the risk of injury in elevated work environments. Available in multiple configurations, including multiple track profiles and support center distances, fall protection can be easily customized to fit every budget and application.

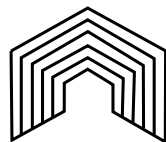
The foundation of Tether Track™ Fall Arrest Systems is the enclosed track, exclusively designed for easy movement. The enclosed track keeps dirt and dust from settling on the rolling surface, allowing the trolley to move smoothly and remain centered directly over the worker creating a shorter fall distance and reducing the risk of swing fall injuries.

Unlike wire rope systems, Gorbel Tether Track™ Fall Arrest Systems deliver shorter free fall distances, reduced risk of secondary fall injuries such as swinging into obstacles, and no negative impact on a second worker in the event of a fall. Plus, Tether Track™ Fall Arrest Systems feature longer distances between support centers and put less stress on buildings.

All systems are designed by qualified engineers to meet the OSHA 1926 Subpart M Construction standard, as well as ANSI Z359 Fall Protection Code and NIOSH guidelines.



The running flange of our rigid rail has a 2° taper that helps to center the trolley in the track for smooth movement of the operator on the rail.



Edge Fall Protection, LLC  
www.EDGEfallprotection.com  
TF/F: 844-314-1374  
Info@edgefallprotection.com



**EDGE**  
FALL PROTECTION

OSHA COMPLIANT